
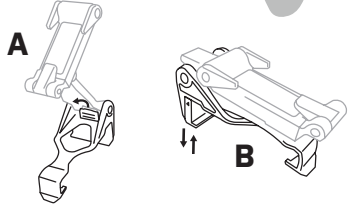
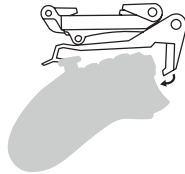
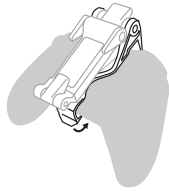
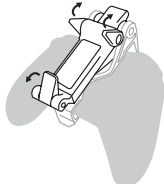
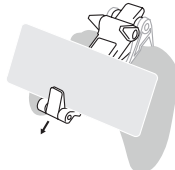

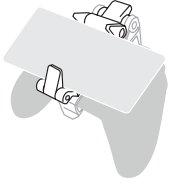
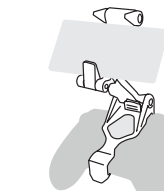
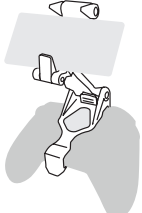
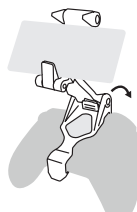


# MOBILE GAMING CLIP

## INSTALL

1	Set out controller and clip	
2	Adjust clip for your controller a. Release tab toward you and push down to position 1 for Xbox Series X S b. Press clip up into position 2 for Xbox One	
3	Take clip and hook onto front edge of controller	
4	Then wrap around and hook into accessory port	
5	Flip up phone stops	
6	Place phone flush with bottom stop	
7	Pull phone toward you to activate spring	
8	Release spring to secure phone within stops	
9	Disengage clip lock lever	
10	Maneuver phone into position above controller	
11	Re-engage clip lock lever	

## TABLE STAND

<b>1</b>	Release clip lock lever
<b>2</b>	Pinch feet to release from clip
<b>3</b>	Set on flat surface

## REATTACH CLIP

<b>1</b>	Attach feet
<b>2</b>	Adjust angle
<b>3</b>	Secure clip