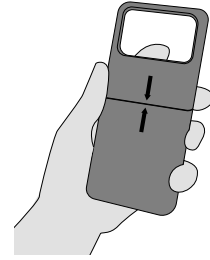


OtterBox Symmetry Series Flex case for Galaxy Z Flip4


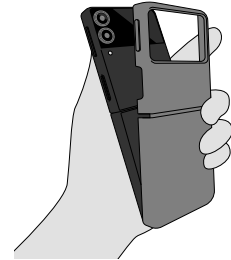
1

The case has built-in hinge protection. To begin installation, slide both case halves together so they are touching.



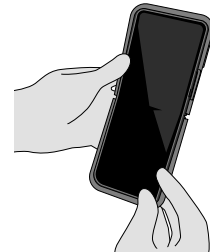
2

Align phone camera and buttons with case openings.



3

Place phone into case along one side and press all the way around to secure.



4

Once it's snapped in place, firmly press along edges to secure the phone inside the case.



5

To remove the case, use your fingers to press against the phone through the camera opening and pop off the case.

